


ORÇAMENTOS DE CONSTRUÇÃO CIVIL

---

**9.1 - LEVANTAMENTO DE QUANTITATIVOS (MANUAL, CAD OU BIM)**



BRASILEQ

João Paulo Maciel de Abreu, Eng. Civil, M.Sc.

---

---

---

---


---

---

---

**QUANTITATIVOS**

Representam as quantidades dos serviços de construção, em uma unidade de medida ou por unidade (contagem).



---

---

---


---

---

---

---

**COMO SABER QUE QUANTITATIVO LEVANTAR?**



---

---

---

---


---

---

---

**SERVIÇOS POR ÁREA (LÍQUIDA)**

<b>Chapisco</b>	Textura rolada / grafiato
Emboço	
<b>Reboco</b>	<b>Pintura</b>
Massa Corrida	Revestimento cerâmico
<b>Massa Acrílica</b>	



Madsenservice | Pixabay

---

---

---

---

---

---

---

---

**SERVIÇOS POR COMPRIMENTO**

<b>Chapim/ coroamento</b>	<b>Faixa de sinalização (adesiva)</b>
Rodapé	Guarda-corpo
<b>Espelho de beiral</b>	<b>Rufo</b>
Cordão de calçada	Espigão



Madsenservice | Pixabay

---

---

---

---

---

---

---

---

**SERVIÇOS POR VOLUME**

<b>Concretagem</b>	<b>Densidade de escoramento no pavimento inferior</b>
Escavação de bloco de coroamento	
<b>Demolição de alvenaria</b>	Aterro
Produção de argamassa	



Madsenservice | Pixabay

---

---

---

---

---

---

---

---

**OUTRAS UNIDADES**

**Armadura [kg]**

Peças hidrossanitárias [un]

**Portas [un/kit]**

Janelas [un/kit/m<sup>2</sup>]

**Ponto de utilização hidrossanitária [Ponto]**

A photograph showing a close-up of a rebar grid, consisting of intersecting steel reinforcement bars (rebars) laid out on a construction site, likely for a concrete slab.

---

---

---

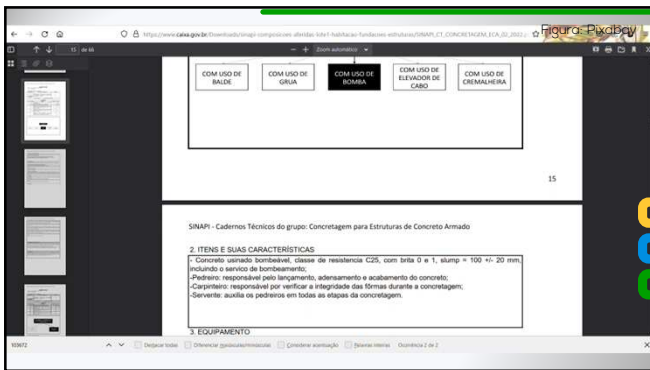
---

---

---

---

---

A screenshot of a technical document titled "SNAPI - Cadernos Técnicos do grupo: Concretagem para Estruturas de Concreto Armado". The document is displayed in a browser window. The main content area shows a table with five columns, each representing a different method of concrete placement: "COM USO DE BALDE", "COM USO DE GRUA", "COM USO DE BOMBA", "COM USO DE ELEVADOR DE CABO", and "COM USO DE CREMALHEIRA". Below the table, there is a section titled "2. ITENS E SUAS CARACTERÍSTICAS" which lists various items and their characteristics, such as "Concreto armado bombeável", "Pedreiro", "Carpinteiro", and "Servente".

---

---

---

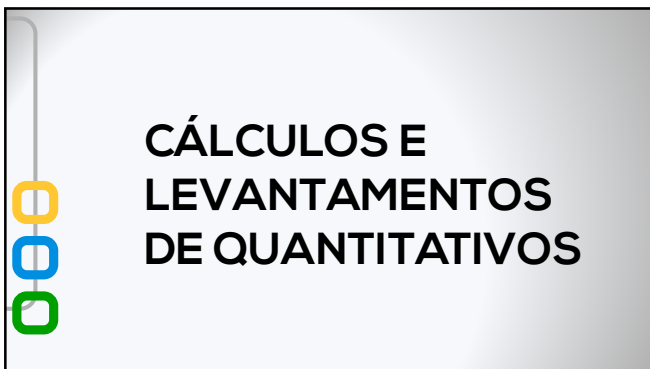
---

---

---

---

---

A title slide for a presentation or document. The background is a light gray gradient. On the left side, there are three vertically stacked circles in yellow, blue, and green. To the right of these circles, the text "CÁLCULOS E LEVANTAMENTOS DE QUANTITATIVOS" is written in a bold, black, sans-serif font.

---

---

---


---

---


---

---

---



Cálculo manual, alguma prancheta ou papel



**Planilha eletrônica e memorial de cálculo**

---

---

---

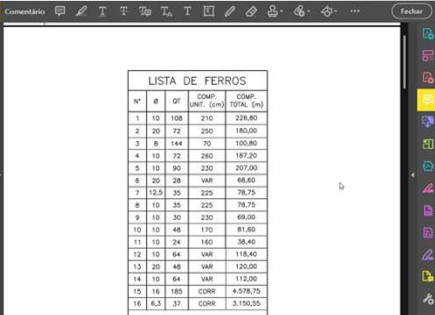
---

---

---

---

---



**PROJETOS COM QUANTITATIVOS**

---

---

---

---

---

---

---

---



**LEITURA DE PRANCHAS EM PAPEL**

---

---

---

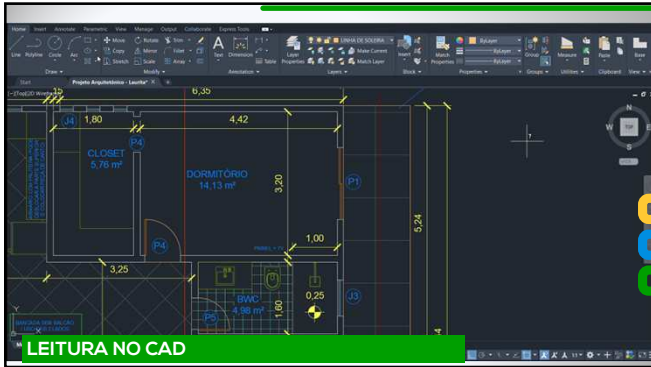
---

---

---

---

---



---

---

---

---

---

---

---

---



---

---

---

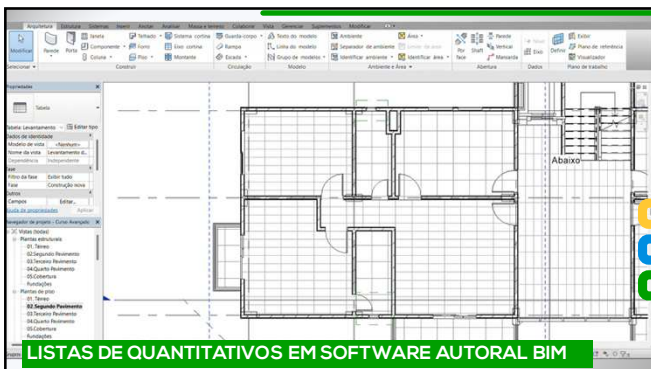
---

---

---

---

---



---

---

---

---

---

---

---

---



---

---

---

---



---

---

---

---

**QUANTITATIVOS ADVINDOS DE MODELO BIM**

-  Quantitativos mais precisos  
**Automatização**  
Favorece usar composições unitárias em instalações  
Listas automáticas e atualizadas
-  Mais cuidados em modelagem  
**Representar condições diferentes de produtividade**  
Modelagem arquitetônica nem sempre é adequada ao orçamento  
Compatibilidade

---

---

---

---

---

---

---

---

**TRANSCRIÇÃO DE QUANTITATIVOS**

---

---

---

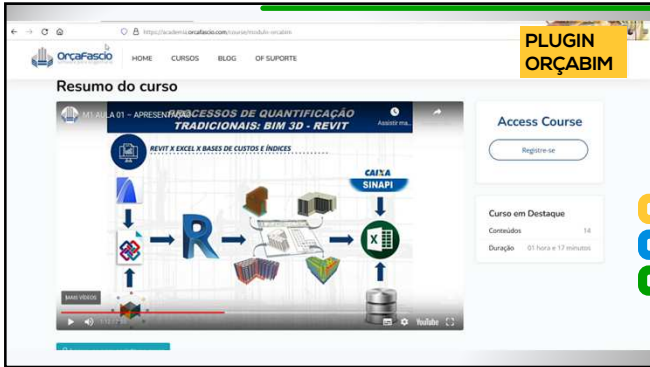
---

---

---

---

---



---

---

---


---

---

---

---

---



---

---

---

---

---

---

---

---